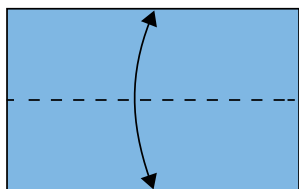


Sommerfugler

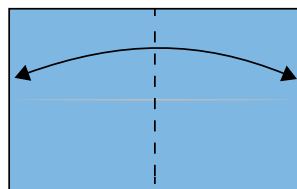


1.



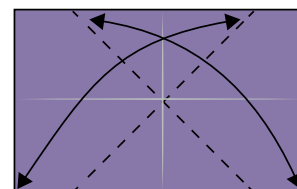
Brett arket i to langs fra topp til bunn

2.



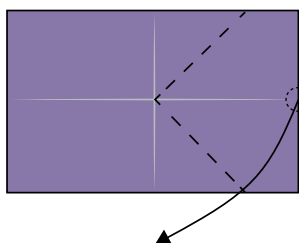
Brett arket i to fra venstre mot høyre.
Snu arket.

3.



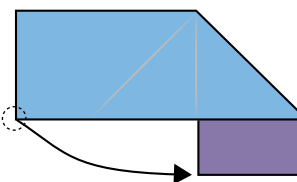
Brett arket fra begge sider diagonalt gjennom midten.

4.



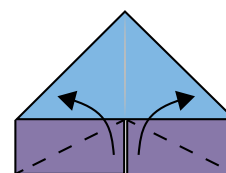
Brett spissen til midten, og lag to lag.

5.



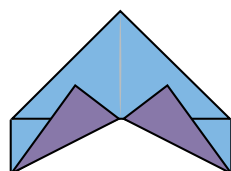
Brett også punktet til midten, og lag to lag.

6.



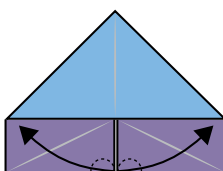
Brett hjørnene opp langs den striplede linjen.

7.



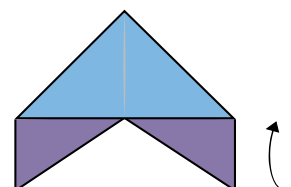
Brett ut de hjørnene du nettopp brettet ut igjen.

8.



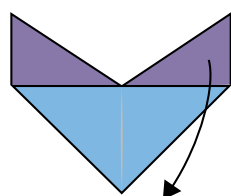
Skyv nå punktene innover, så oppover slik at det lages to lag.

9.



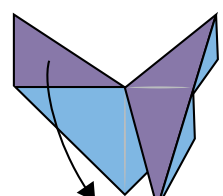
Snu arket opp ned.

10.




Brett det øverste laget ned.

11.



Brett den andre vingen ned. Akkurat som den første vingen.

12.



Ferdig!