Lite tre med bjeller

1.

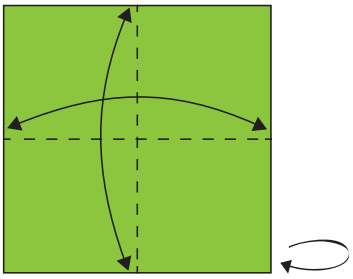

Brett papiret på langs og åpne igjen. Snu papiret.

2.

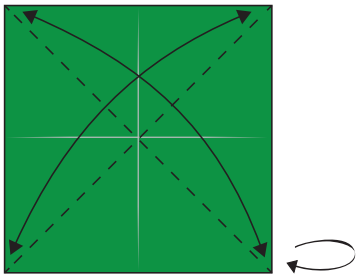

Brett papiret i begge diagonale retninger og åpne den igjen.

3.

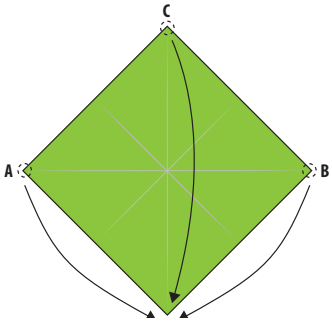

Brett punktene A og B inn på det nedre punktet.

4.



Legg punkt C over A og B på den nedre toppen.

5.

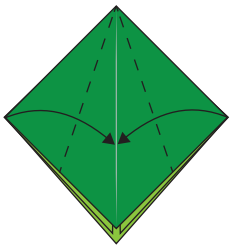

Brett de to øverste lukkede kantene til midtlinjen.

6.

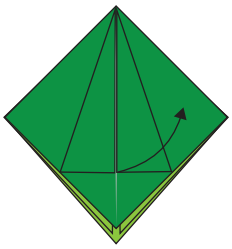

Åpne det siste brettetrinnet på høyre side igjen.

7.

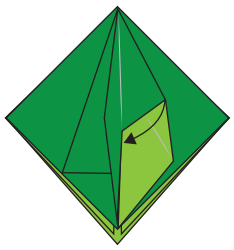

Trekk opp og klem til en flat trekant.

8.

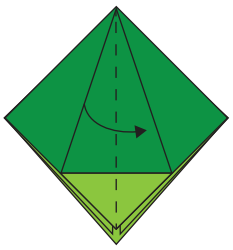

Og brett venstre side over til høyre.

9.

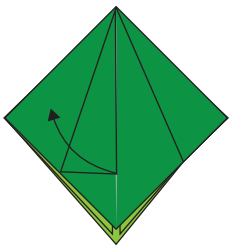

Åpne venstre foldetrekant igjen.

10.

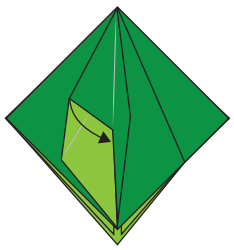

Trekk opp og klem til en flat trekant.

11.

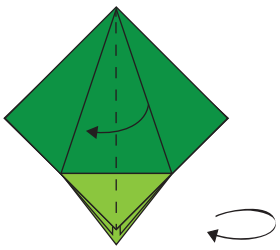

Og høyre side på venstre fold. Snu. Gjenta fold 5 - 11 på skjørtsiden.

12.

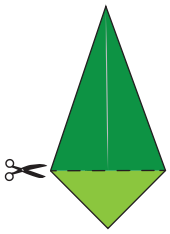

Klipp av de utstikkende spissene.

20-1043

AUREDNIK NORGE